

RAJAGIRI RHYTHM

KINDERGARTEN 1- OCTOBER – 2011



Dear mom & dad,
Here I am today
Learning and enjoying too,
School is fun with friends
And lots of activities to do.
It feels great to let you know
The things I have done this month



ENGLISH:

I now know letters c, a, d, g...
They have a similar pattern.
I can tell you they all go somewhat round,
But have a different sound.
I can now blend sounds to read
'ag' words b-ag, r-ag, t-ag & w-ag
and 'ap' words c-ap, t-ap, m-ap

SIGHT WORDS:


To, do, my, I, is, it, we, at,
on, you. . .
Are the words I can look and
say!



Letter Rhyme – learnt


Gg
Gg is for gate
Gg is for goat
Gg is for girl
In my boat

g



MATH:

Number counting is always fun
Sorting numbers do you want to learn?
Concept of less / more was done.
I am a mathematician on the run.



EVS:

Lots of new things about water I learnt,
It has no shape, colour and taste.
Water we must never waste.
Floating & Sinking experiments were fun
Uses of water were done.
I learnt about
People who help us along the way
Doctor, Policeman, many more
I can say,
They help us keep our worries at bay,
And keep us safe by night and by day.



ART:

Art activities are always fun,
Look below at what I have done

- Paper boats.
- Collage on table mats.
- Diwali card.



Happy Diwali



Music:


Learning new rhymes is such a treat,
I am learning to tap my feet to the beat.

1. Water, water everywhere.
2. Action song: Play with me sing along.
3. Action song: Wiggle your fingers, blink your eyes.

STORIES:

Story time, I never want to miss,
Listening to stories with puppets
is such a bliss!!!


The Ugly Duckling.
The Thirsty Crow.



VIRTUE OF THE MONTH:

Love your friend and love your foe.


My teacher says,
that's the right way to go.



SPECIAL EVENT:

➤ Our musical morning was a super hit!!!
I am sure you would have loved every bit!

➤ Colouring competition was fun,
My teacher praised me
When I was done.



SPECIAL DAYS

We celebrated healthy food week.
I learnt to make yummy sandwiches with
veggies and cheese,
A tasty fruit salad
I can make now if you please.



SPECIAL ASSEMBLIES:

1. A Special assembly was presented by the students of Kindergarten 1 on the Virtue 'Love'.
2. Special assembly on water was presented by students of KG 1 E.



These are some of the activities which you can enjoy doing at home with your child -

Talk to your child about the various sources of water and its importance in our day to day lives.



Talk to your child about the importance of healthy living.



Read it again and again. Go ahead and read your child's favourite book for the 100th time! As you read, pause and ask your child about what is going on in the book.



Play sound games.

Practice blending sounds into words. Ask 'can you guess what this word is? m-o-p.' Hold each sound longer than normal.

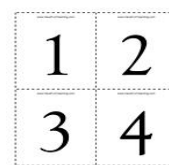


Talk about letters and sounds.

Help your child learn the names of the letters and sounds they make. Turn it into a game! "I'm thinking of a letter and it makes the sound mmmmmm."



Cut index cards with numbers taught in school till day. Pull out two or three cards and ask your child to arrange them in the correct sequence.



Poems learnt this month

Water

Water, everywhere, water all around,
Water in the ocean, water in the ground.

Water in a river, water in a creek,
Water in a tap with a drip-drip leak!

Water boiling hot, water frozen ice,
Water in a blue lagoon, clean and clear and nice.

Water at a fire, gushing through a hose,
Water in a garden, so every flower grows.

Water for the animals swimming in the sea,
Water, water everywhere for you and for me!

Play with me sing along

Play with me, sing along,

Let`s clap our hands,

Clap (8), let`s clap our hands

Play with me , sing along,

Let`s turn around,

Turn (8), let`s turn around

Play with me, sing along,

Let`s jump up and down,

Jump (8), let`s jump up and down

Play with me, sing along,

Let`s dance around,

Dance (8), let`s dance around.

Wiggle your fingers

Wiggle your fingers, blink your eyes,

Wiggle your fingers, blink, blink, blink

Move your hands side to side (2)

Shake your hands, one, two, three

Shake you hands, shake with me,

Common and shake, shake.....

Touch your ears, touch your nose,

Touch your mouth and your chin below,

Move your head all around (2),

Shake your hands, one, two, three

Shake your hands, shake with me,Common and shake, shake.....